

Figures in **Black** = 2020 % rates
 Figures in **Red** = 2019 % rates
 (or last available figure)

More information on
 following pages _____
 Limited information
 on miscellaneous listing - - - - -

Some figures may be estimated. Please see each country's full entry for more details

International Statistics 2020

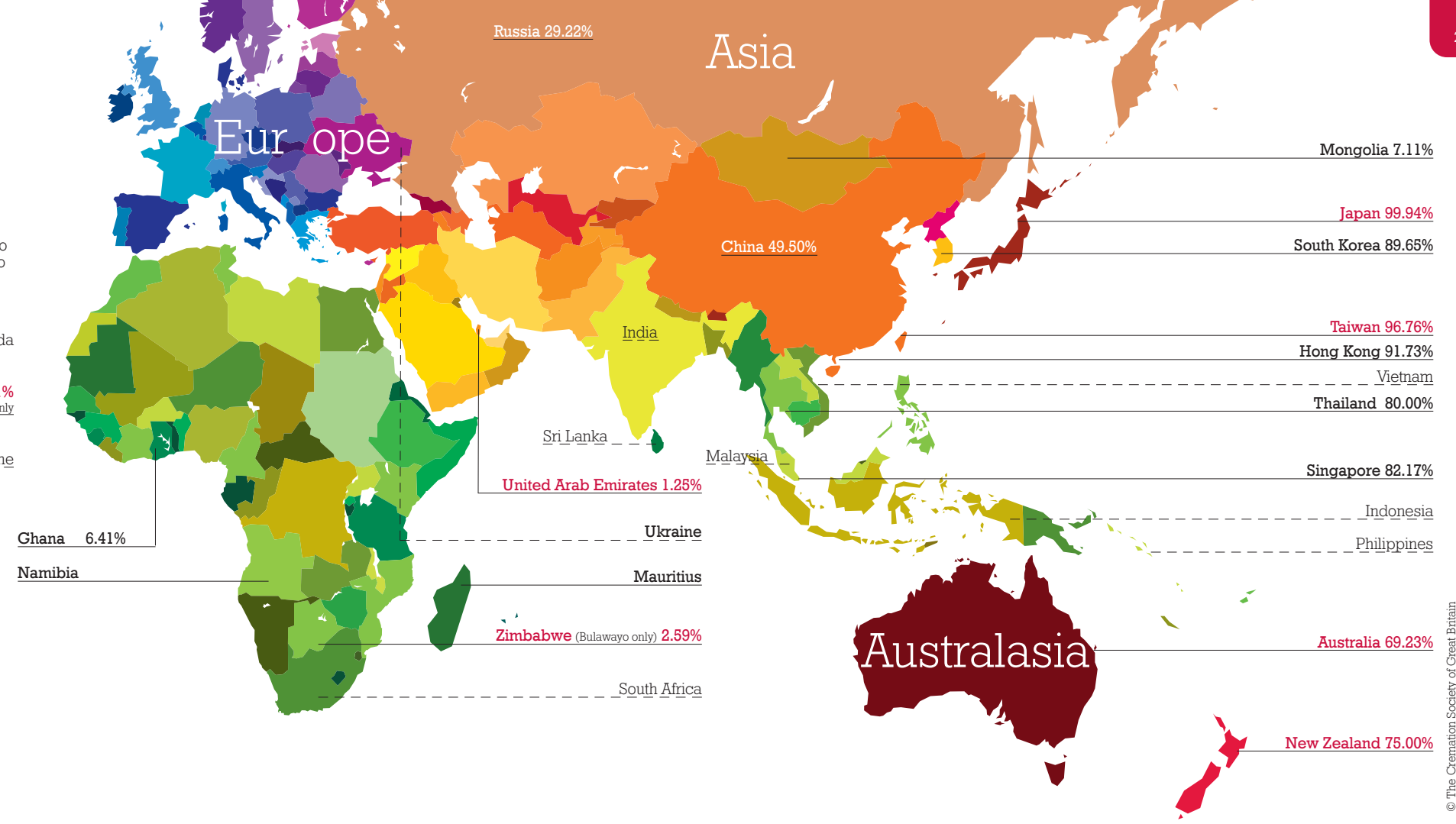
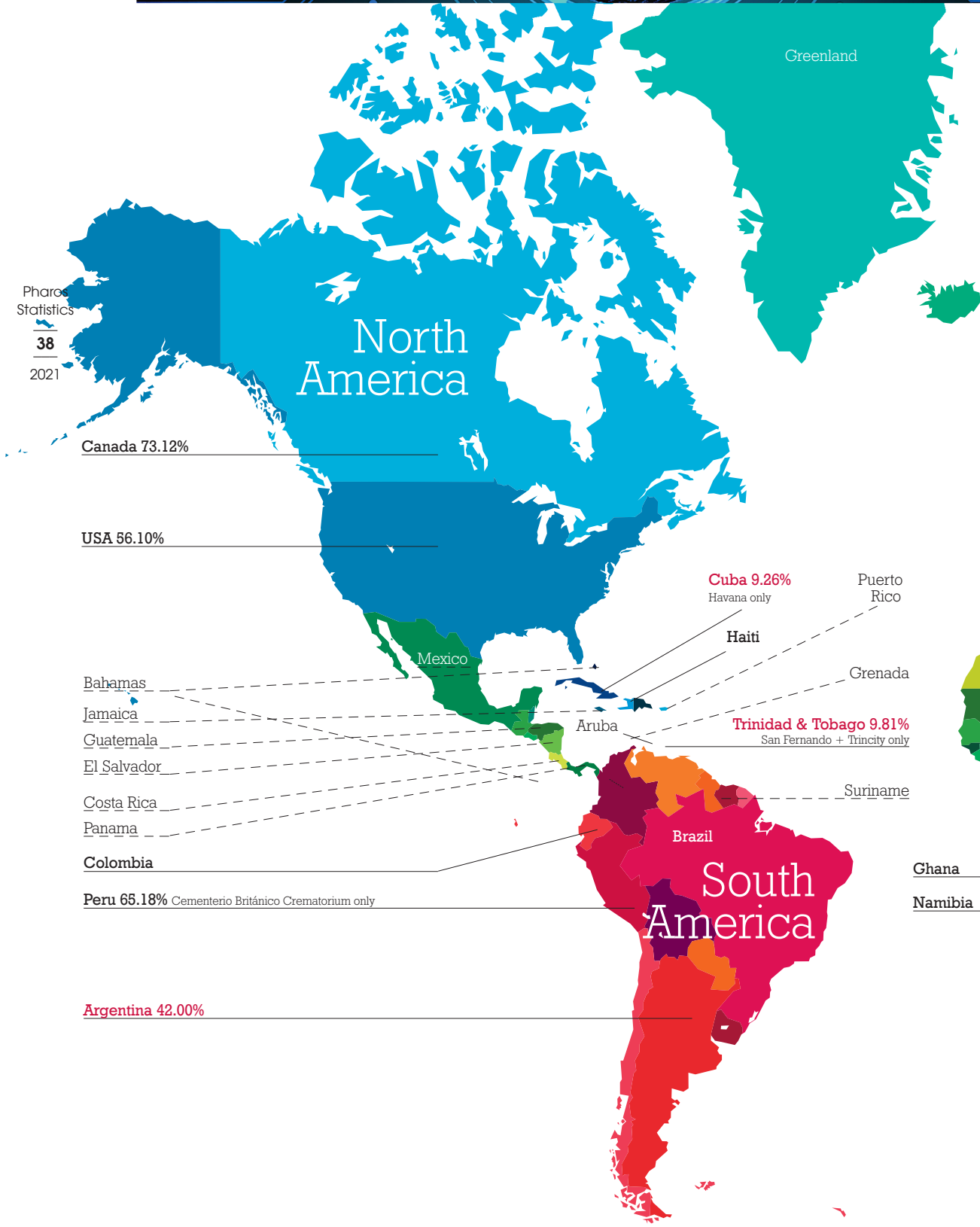
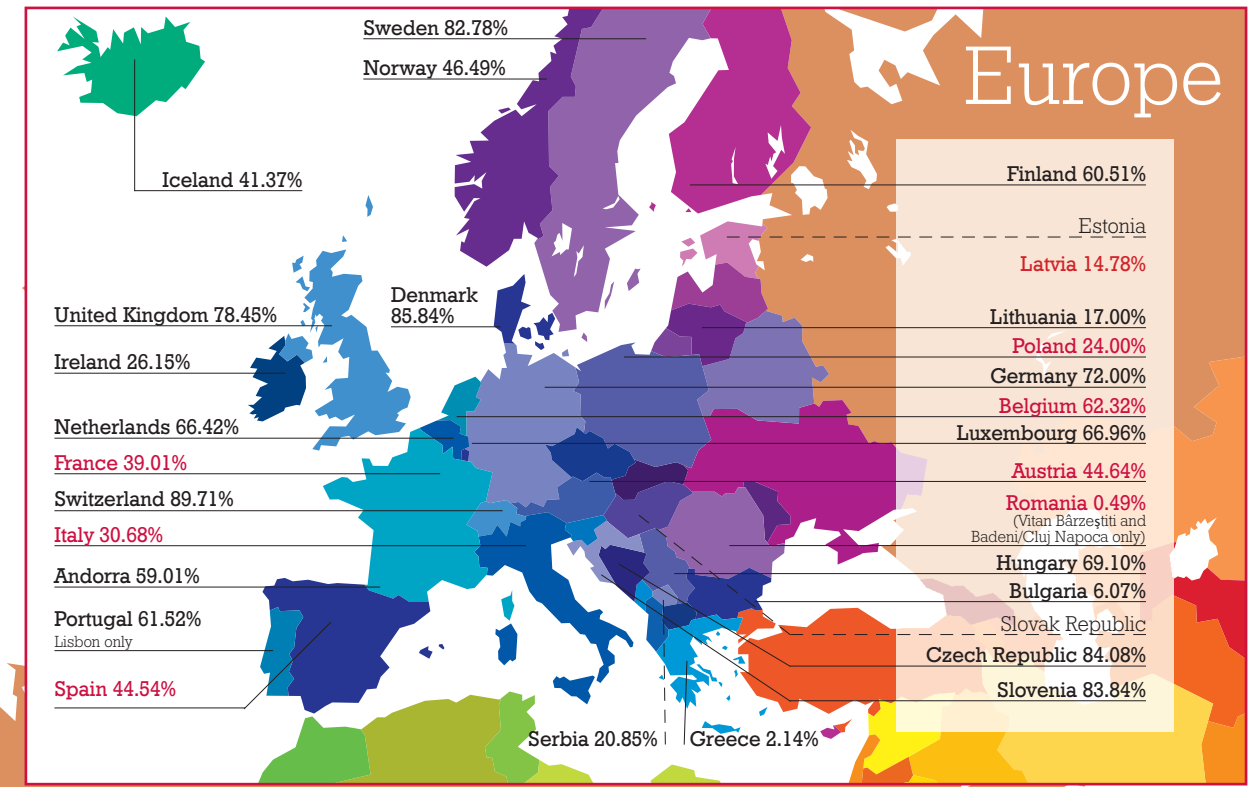


Table of International Statistics

Country	Number of Crematoria	Cremations 2019	Cremations 2020	% of Deaths
Andorra	1	149	**239	**59.01
Argentina	136	143,525		**42.00
Australia	101	No information available		
Austria	15	No information available		
Belgium	19	67,768	–	62.32
Brazil	43	No information available		
Bulgaria	3	10,040	7,680	6.07
Canada (excluding Quebec)	367	205,988	**224,081	**73.12
China, The People's Republic of	1,745	No information available		
Colombia (Barranquilla, Bogotá, Cali, Cartagena, Tunja and Valledupar only)	18	No information available		
Cuba	9	No information available		
Czech Republic	27	88,939	108,704	84.08
Denmark	20	46,126	46,910	85.84
Finland	20	30,733	33,246	60.51
France	200	238,762	–	39.01
Germany	159	646,248	709,304	72.00
Ghana	8	5,176	–	6.41
Greece	1	447	2,844	2.14
Haiti (Pax Villa only)	3	176	239	–
Hong Kong	6	45,543	46,465	91.73
Hungary	17	86,702	97,362	69.10
Iceland	1	836	976	**41.37
Ireland, Republic of	7	7,063	**8,305	26.15
Italy	85	194,669		30.68
Japan	1,405	1,421,102		99.94
Latvia	1	No information available		
Lithuania	1	4,902	7,365	17.00
Luxembourg	1	2,810	3,113	66.96
Mauritius	*126	No information available		
Mongolia	2	1,463	1,211	7.11
Namibia	1	No information available		
The Netherlands	107	101,639	111,946	66.42
New Zealand	unknown	–	–	**75.00
Norway	26	17,937	18,881	46.49
Peru (Lima only)	8	871	***599	***65.18
Poland	52	–	–	**24.00
Portugal (Lisbon only)	20	***3,706	***4,196	61.52
Romania (Bucharest (Vitan Bârzești) and Badeni/Cluj Napoca (Ignis) only)	4	No information available		
Russia	29	**273,563	**625,000	**29.22
Serbia	2	3,451	–	20.85
Singapore	4	17,245	18,077	82.17
Slovenia, Republic of	2	17,196	20,030	83.84
South Korea	60	260,920	273,559	**89.65
Spain	unknown	186,006	–	**44.54
Sweden	58	73,497	81,226	82.78
Switzerland	29	57,746	68,184	89.71
Taiwan	38	No information available		
Thailand	2,077	404,969	401,150	80.00
Trinidad & Tobago (San Fernando & Trincity only)	4	No information available		
United Arab Emirates	1	No information available		
United Kingdom	310	472,308	542,774	**78.45
U.S.A.	3,251	1,563,164	**1,884,164	**56.10
Zimbabwe (Bulawayo only)	2	No information available		

*This figure relates to cremators/wood pyres as opposed to crematoria **Estimated ***Percentage calculated based on one group of crematoria only